

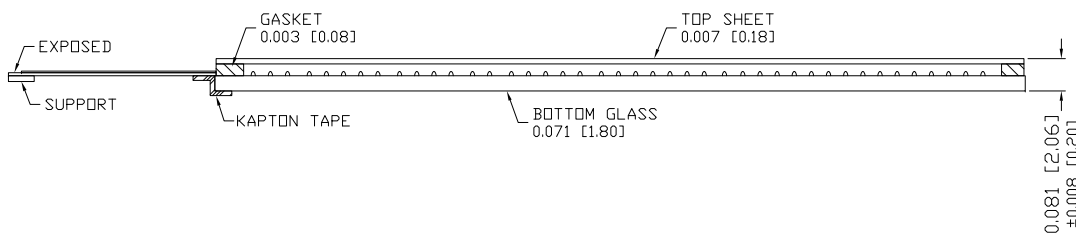
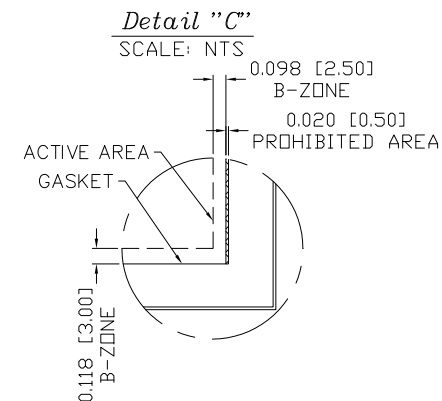
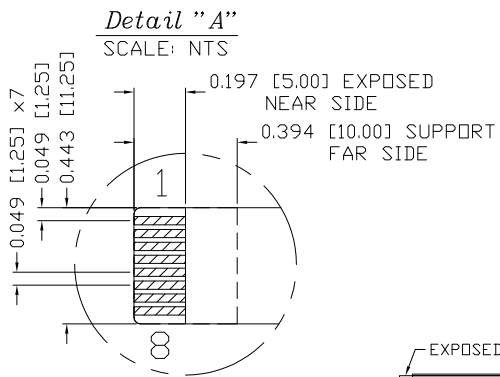
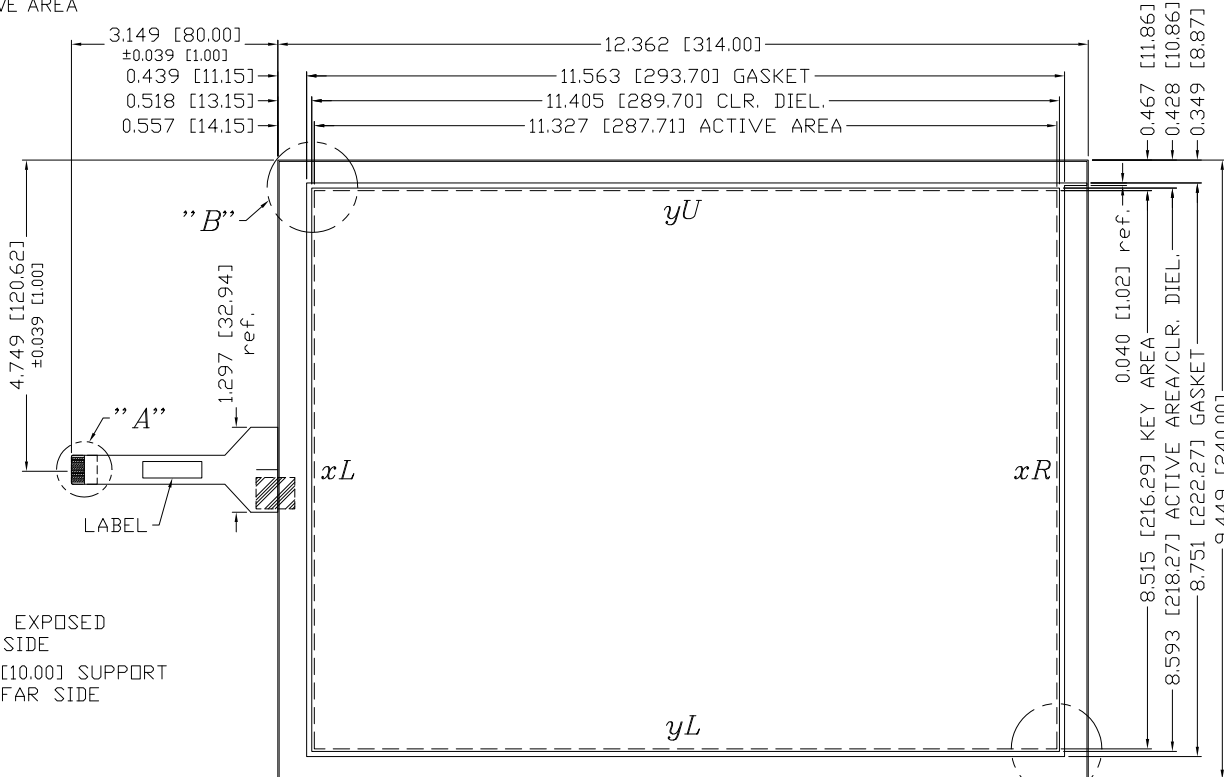
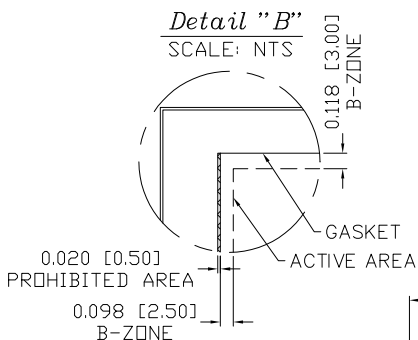
SENSOR SPECIFICATION

LINEARITY	ACTUATION FORCE	OPTICAL PER.
±1.5% AVG 3% MAX. DEV.	0.10 N (<10 g) Min., 0.79 N (<80 g) Max. STYLUS: R0.8 TIP DR FINGER	79% TRANSPARENCY PER JIS K7361-1

REVISIONS		
REV.	DESCRIPTION	DATE
0	ECO #280416 MACOLA CONVERSION	05/13/08
A	UPDATE RED LINE	07/23/14
B		
C		
D		
E		
F		
G		

GENERAL NOTES:

1. TOP FILM OFFSET FROM BOTTOM GLASS 0.020 [0.50]
2. MAX. VOLTAGE & CURRENT: 5 VDC, LESS THEN 1mA AT CONTACT POINT FROM TOP LAYER TO BOTTOM LAYER.
3. OPERATION TEMPERATURE: 0°C TO 50°C
4. OPERATION HUMIDITY: 20% TO 85% NO CONDENSATION.
5. STORAGE TEMPERATURE: -10°C TO 60°C
6. FFC BEND R > 2.0mm NO SHARP CREASE.
7. SURFACE HARDNESS: 3H AS PER JIS K 5400
8. COSMETIC INSPECTION: GRADE 3x
9. TERMINAL RESISTANCE:
XR - XL = 250-680Ω TOP
YU - YL = 240-770Ω BOTTOM



PIN OUT	
1	XR REF.
2	XL REF.
3	XL
4	XR
5	YU
6	YU REF.
7	YL REF.
8	YL

CAD DRAWING	DEC. TOLERANCES:	DESIGNER:	GUNZE USA
NOTICE	.XXX = ±0.020 [.XX] = ±[0.51]	RPESINA 05/04/06	Gunze Electronics USA Corporation 2113 Wells Branch Parkway Austin, Texas 78728
THIS DRAWING EMBODIES A PROPRIETARY DESIGN ORIGINATED BY GUNZE ELECTRONICS USA CORPORATION AND SHALL NOT BE DISCLOSED, USED, OR DUPLICATED FOR PROCUREMENT OR MANUFACTURING PURPOSES, UNLESS SPECIFICALLY AUTHORIZED BY GUNZE ELECTRONICS USA CORPORATION. ALL PATENT RIGHTS RELATING HERETO ARE EXPRESSLY RESERVED FOR GUNZE ELECTRONICS USA CORPORATION. This notice shall be marked on any reproduction hereof in whole or part.	ANGULAR TOL. = ±1° FRAC. TOL. XX# = ±1/16	CHKD. LHRUIZ 09/15/08	TITLE: G33-01 SENSOR 14.22D 8-WIRE
DIM CODE: [INCHES] [MILLIMETERS]	CUSTOMER P/N: ER13-0902	VIEW POINT:	PART NO. 100-2320
MATERIAL SPEC.	R/S: 07/23/14	CUSTOMER ID: GUNZE USA	SCALE: 1:1 REVISION: A